

# FLUANCE®

User Manual

PA10 - High Fidelity Phono Preamp

# FLUANCE®

Serious Performance.

Thank you for your purchase of this Fluance® product.

We hope you enjoy your experience.

Questions?

Give us a chance to help, we're just a click away.



[Fluance.com/resources](https://Fluance.com/resources)



[Fluance.com/videos](https://Fluance.com/videos)



[Fluance.com/support](https://Fluance.com/support)



[Fluance.com/contact](https://Fluance.com/contact)

Don't forget to register your product with us!

[Fluance.com/registration](https://Fluance.com/registration)

## Introduction

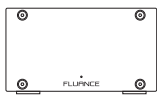
Thank you for your purchase of your Fluance product. We hope you enjoy your experience. If you have any questions please visit us at [www.Fluance.com/support](http://www.Fluance.com/support).

Fluance has successfully revolutionized the home audio industry.

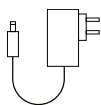
Fluance develops a broad line of high-fidelity products based on five key aspects: Sound Quality, Solid Construction, Performance, Style, and Value. These distinctive points make Fluance the most reliable and respected name among our fans and ensure your music is heard the way your favorite artist intended.

Today, Fluance expands on this vision and takes its approach to a new level. With our dedicated team, Fluance assures its products meet the most stringent marks of quality control - overseeing each step from design to manufacturing - and has raised the industry bar in customer experience and quality to be second-to-none.

## What's Included



PA10 Phono  
Preamplifier




Power  
Adapter



User  
Manual



Lifetime  
Customer  
Support



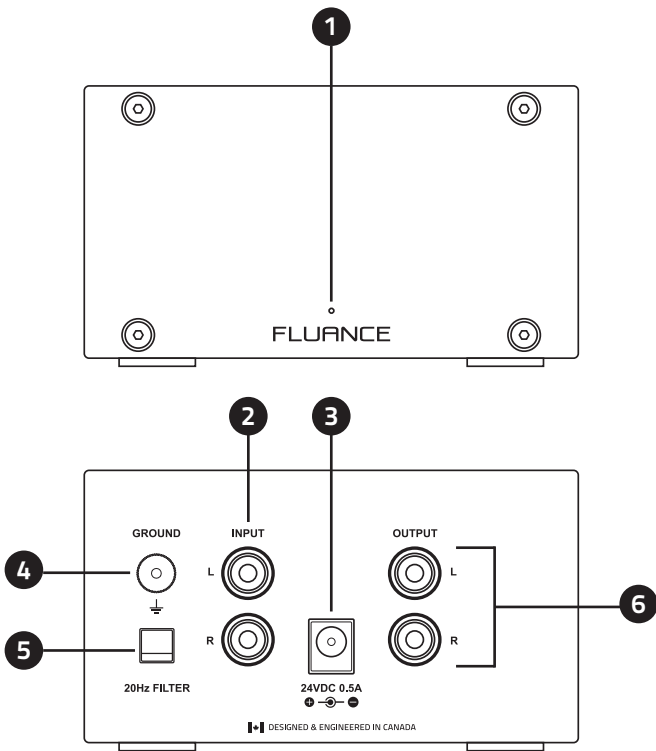
2 Year  
Warranty

## What You'll Need

- Turntable
- Ground Cables
- RCA Audio Cables
- Powered Speakers
- Amplifier + Passive Speakers

OR

# Product Layout



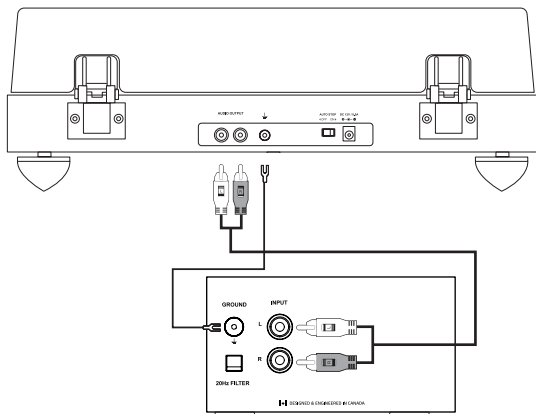
- |                    |                          |
|--------------------|--------------------------|
| 1. Power LED       | 4. Ground Terminal       |
| 2. Phono RCA Input | 5. 20Hz High Pass Filter |
| 3. Power Input     | 6. RCA Line Output       |

## Turntable Connection

**IMPORTANT:** If your turntable has an internal phono preamplifier it must be disabled/bypassed before connecting to the PA10. For information on disabling/bypassing an internal preamplifier please check the turntable manual or contact your turntable manufacturer.

1. Connect an RCA cable and ground cable to your turntable.
2. Connect the RCA and ground cables to the Phono RCA Input and Ground Terminal on the PA10.

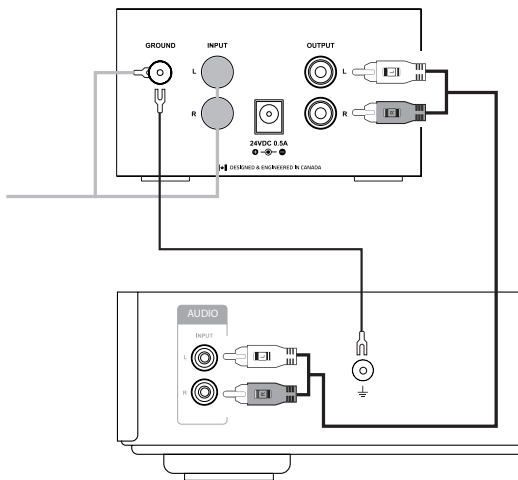
*Note: It is recommended for best performance to use a high quality RCA cable with a <math><90\text{pF}</math> capacitance rating. The Fluance 90pF RCA cable (CA03) is available at [www.fluance.com/turntable](http://www.fluance.com/turntable)*



## Amplifier/Powered Speaker Connection

1. Connect an RCA cable and ground cable to the RCA Output and Ground Terminal on the PA10.
2. Connect the RCA and ground cables to an RCA input and ground terminal on your amplifier or powered speakers.

*Note: If there is no ground terminal on your powered speakers/amplifier loosening a screw on the chassis, inserting the ground cable, and tightening the screw can achieve the same result.*

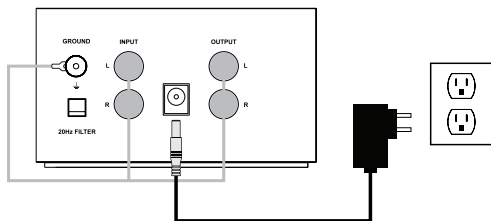


**IMPORTANT:** Do not connect the RCA line output of the PA10 to any input labeled PHONO on your amplifier or powered speakers. A PHONO input may use an internal preamplifier, which can over amplify the audio signal potentially damaging your speakers.

## Power Connection

**IMPORTANT:** Ensure your receiver or speakers are turned off when connecting the PA10 to power.

1. Connect the power adapter to the back of the PA10.
2. Plug the other end directly into a wall outlet. The Power LED will indicate it is receiving power.
3. Put on a record and enjoy your favorite music!



### 20 Hz High Pass Filter

The high pass filter, also known as a rumble filter, gently rolls off low end frequencies and eliminates subsonic frequencies. This feature should be inactive for best audio performance. Activating this filter is useful when experiencing mechanical resonances or feedback during turntable playback.

-  Button In - Filter Active
-  Button Out - Filter Inactive

## Frequently Asked Questions

### **What cartridges are compatible with the PA10?**

The PA10 is intended for use with MM (Moving Magnet) cartridges only.

### **Is the preamplifier shielded from external interference?**

The PA10 phono preamplifier is internally shielded to protect the circuitry from external sources of electromagnetic interference.

### **What turntables are compatible with the PA10?**

All Fluance turntables are compatible with the PA10. Almost all turntables are compatible with the PA10 but it is important to ensure any internal preamp is disabled/bypassed.

### **How do I adjust volume?**

Playback volume is controlled by the amplifier or powered speakers connected to your PA10. The PA10 does not have the ability to adjust playback volume.

### **Are the ground cables required?**

It is recommended to properly ground all devices connected in a turntable setup. Failure to properly ground the turntable and preamplifier may cause a low frequency humming sound.

### **What should I do if I'm experiencing humming?**

Ensure that all devices connected in the turntable setup are properly grounded. It is recommended to also use high quality RCA cables with a <90pF rating. If the humming persists then try moving your speakers to a separate surface than your turntable. If your speakers and turntable are too close the stylus can pick up unwanted vibrations causing humming and feedback.



# Specifications

<b>Audio Specifications</b>	
Gain	38 dB
Audio Circuit Type	Passively Equalized RIAA
Compatible Stylus	MM
Phono Input Sensitivity	30 mV
Total Harmonic Distortion (THD)	0.004%
Signal/Noise (S/N) Ratio	> 90 dBA
Noise Floor (unweighted)	< 220 uV
RIAA Equalisation Accuracy (deviation)	20 Hz - 20 kHz +/-0.5 dB
Input Impedance	47 kohm
Input Load Capacity	100 pF
Output Impedance	100 ohm
Output Voltage	2.2 V
Maximum Input	100 mV
Maximum Phono Stage Output	125 mV
High Pass Filter Cutoff	20 Hz
Crosstalk (20-20000 Hz)	-86 dB
Dynamic Range	> 85 dB
<b>Input/Output Specifications</b>	
Input	RCA L/R (Gold Plated)
Output	RCA L/R (Gold Plated)
Ground Terminal	Yes
<b>Cabinet Specifications</b>	
Cabinet Material	MDF
Finish	PVC Wood - Black
<b>Power Specifications</b>	
Power Input	110-240 V - 50/60 Hz 0.5 A
Power Output	24 V, 500 mA
Power Consumption	0.4 W
<b>General Specifications</b>	
Dimensions	4 x 2.25 x 3.6 inches
Weight	11.5 oz (325 g)

## FCC Warning

**WARNING: To reduce the risk of fire or electrical shock, do not expose this appliance to rain or moisture. Electrical equipment should NEVER be kept or stored in damp environments.** This equipment has been tested and found to comply with the limits for a Class B digital device, pursuant to Part 15 of the FCC Rules. This digital apparatus does not exceed the Class B limits for radio noise emissions from digital apparatus as set out in the Radio Interference Regulations of Industry Canada. These limits are designed to provide reasonable protection against harmful interference in a residential installation. This equipment generates, uses and can radiate radio frequency energy and, if not installed and used in accordance with the instructions, may cause harmful interference to radio communications. However, there is no guarantee that interference will not occur in a particular installation. If this equipment does cause harmful interference to radio or television reception, which can be determined by turning the equipment off and on, the user is encouraged to try to correct the interference by one or more of the following measures:

- Re-orient or relocate the receiving antenna.
- Increase the separation between the equipment and receiver.
- Connect the equipment into an outlet on a circuit different from that to which the receiver is connected.
- Consult the dealer or an experienced radio/TV technician for help.

This device complies with Part 15 of the FCC Rules. Operation is subject to the following two conditions:

1. This device may not cause harmful interference, and
2. This device must accept any interference received, including interference that may cause undesired operation.

### NOTICE CONCERNING FCC REGULATIONS:

You are cautioned that changes or modifications not expressly approved by the part responsible for compliance could void the user's authority to operate the equipment.

This unit does not exceed the Class B limits for radio noise emission from digital apparatus set out in the radio interference regulations of the Canadian Department of Communications.

This symbol means the equipment is a Class II or double-insulated electrical appliance. It has been designed in such a way that it does not require a safety connection to electrical earth.

### DOUBLE INSULATED - When servicing use only identical replacement parts.



Correct Disposal of this product: This marking indicates that this product should not be disposed with other household wastes through the EU. To prevent possible harm to the environment or human health from uncontrolled waste disposal, recycle it responsibly to promote the sustainable reuse of material resources. To return your used device, please use the return and collection systems or contact the retailer where the product was purchased. They can take this product for environmentally safe recycling.

**CAUTION:** This product was intended to use for professional person, does not provide power management function. Once don't use/operate the equipment, please power off to save the energy.

**IMPORTANT!:** Since digital circuitry may cause interference to other radio or television tuners nearby, switch this unit off when not in use or move it away from the affected radio/television tuner.

# Warranty Information

Thank you for choosing Fluance! We guarantee your investment in our products is a solid one. High performance components combined with quality craftsmanship allow us to maintain the highest possible production standards. All items are guaranteed against defects in materials and craftsmanship. Fluance has outstanding quality control; if something should go wrong with any of our products, we will repair it free of charge within the warranty period. If the product cannot be repaired, we will replace the product. If the product has been discontinued, we will replace the product with either the newest version of said product or current equivalent. In the event that Fluance replaces a product under warranty, the replacement would only carry the original warranty from the original date of purchase.

## Warranty Period

The Fluance products below are warrantied for parts and labor for the stated period from date of original purchase, and are subject to the terms and conditions of the warranty. Any refurbished products that are discontinued hold a 90 day warranty from the date of original purchase. Fluance warranties are valid for the original owner and are non-transferable.

- Home Audio Passive Speakers: Lifetime Warranty
- Active or Powered Speakers: Two Year Warranty
- HiFi Turntables: Two Year Warranty
- Batteries (For Powered Speakers): One Year Warranty

## Warranty Exclusions:

Products purchased from a dealer not authorized by Fluance.

Products with the serial number defaced, altered, or missing.

Defects resulting from disaster, accident, abuse, misuse, lightning, power surges, neglect, unauthorized modification or water damage.

Defect or damage as a result of repairs performed by a person or party not authorized by Fluance.

Defects of damage occurring during shipping (claims should be made with the shipping company).

## To Obtain Warranty Service

Should your product require warranty service, please contact us at [www.fluance.com/](http://www.fluance.com/) contact or call us at 1-888-617-6863 to set up a Return Authorization. Products returned without a valid Return Authorization number will be refused.

Fluance products must be returned in their original packaging. Our products are packaged specially to protect them from any damage during shipping, and without this packaging the return shipment could get damaged.

This warranty does not cover the shipping cost, insurance, or any other incidental charges. Products shipped for warranty service must be pre-paid by the customer, and Fluance will cover the cost to ship the repaired or replaced product back to the customer.

Fluance.com