




Banana Plug Instructions




Remove the Collar from the Sleeve and install on speaker wire.



Loosen and remove the Plug from the Sleeve and install the Sleeve onto the speaker wire.



Loosen the screws on the Plug and insert 1/2 inch of stripped wire into the Plug.



Firmly tighten the screws onto the wire.



Install the Sleeve onto the Plug, rotating until fully tightened.



Install the Collar onto the Sleeve, rotating until fully tightened.